



YANMAR

TRUE ZERO TAIL SWING MINI EXCAVATOR

Vi050-6B / Vi055-6B

[Gross]28.1kW <37.7hp> / [Gross]33.4kW <48.4hp>



* The machine in the picture is equipped with optional parts.

Further refinement to fulfill all your work requirements.

A high-end model that complies with environmental regulations and assures low fuel consumption. Furthermore, this easy-to-maintain excavator having the array of advanced functions exhibits total work comfort and efficiency at low cost.

This evolutionary addition to our ViO family lives up to the work requirements.



* Pictures shown are for illustration purpose only. * The images shown here are for promotional purposes.
* The image may differ from the actual model on sale. * The machine in the picture is equipped with optional parts.
* Be sure to wear the seat-belt when operating the excavator. * Ground the bucket when leaving the operator's seat.
* Work in accordance with the relevant laws when operating the excavator.



Details of Vi050-6B

Features

Spring steel cylinder rod guards to prevent damage to the hydraulic cylinder

▶ Page 9

Boom light is installed inside the structure to protect it from damage

▶ Page 9

ROPS^{*1}/FOPS^{*2} cabin to protect the operator

▶ Page 9

Easy-to-fasten retractable seatbelt to protect the operator

▶ Page 8

Open space around the driver's seat for easy maintenance

▶ Page 10



/ Vi055-6B

Hydraulic quick coupler makes adding attachments quick and easy

► Page 11

Isochronous control to maintain engine speed even if the work-load changes

► Page 7

Durable steel hood

► Page 9



* The images shown here are for promotional purposes.* The image may differ from the actual model on sale.

* The machine in the picture is equipped with optional parts.* Ground the bucket when leaving the operator's seat.

*1 ROPS: Roll-Over Protective Structure(A structure to protect the operator wearing a seat belt, in case the machine rolls over)

*2 FOPS: Falling Object Protective Structures.

More economical for greater customer-satisfaction

This smart and user-friendly ViO machine provides superior comfort, and is aimed at satisfying a variety of work site requirements a best machine can provide.

Thanks to its low fuel consumption and high work efficiency, the product is more economical as compared to the conventional products, and is sure to match all your expectations.

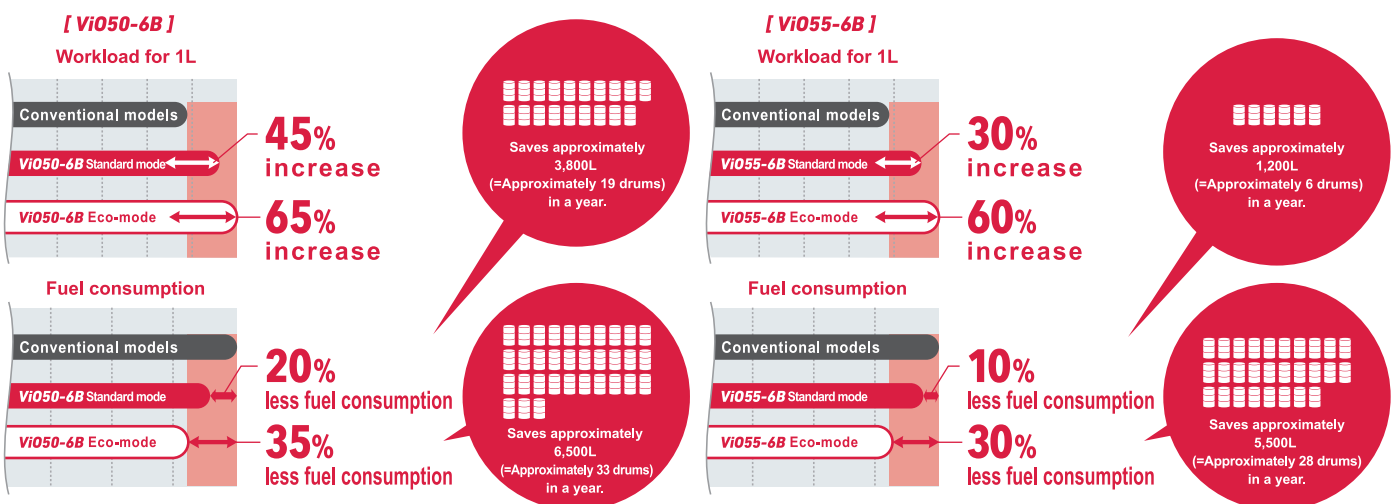


● Improved fuel consumption

To make this excavator more fuel-efficient than previous models, we used an electronic control to make the engine more energy-efficient, and optimize the hydraulic circuit in our new hydraulic system.

Comparison of fuel consumption and workload for 1L of fuel in conventional excavators:

* Based on our research and measurement methods.



● Auto deceleration

If the operation lever stays in neutral for more than 4 seconds, the engine speed will automatically change to low idle. The engine speed will automatically revert to the original speed once the operation lever is moved.



● Eco-mode function

Reduces fuel consumption by reducing the maximum engine speed by approximately 10%.





Eco-friendly engine complies with emission regulations



* Picture of engine shown for illustration purpose only.

ViO50-6B and ViO55-6B, born to deliver top performance

[ViO50-6B]

Engine model

4TNV88-ZPBV

Engine output (Gross)

28.1kW

[ViO55-6B]

Engine model

4TNV84T-ZMBV

Engine output (Gross)

33.4kW

Maintain engine speed on any type of jobsite

● Isochronous control

When the engine starts to slow down due to a heavy load, the computer responds immediately by increasing the amount of fuel injection. Work efficiency does not decrease even when the excavator is carrying a significant load, and the machine operates at the set speed without slowing down the engine.

● Clean diesel engine

These 2 models are powered by YANMAR TNV series diesel engines, equipped with the latest electronically controlled direct injection technologies designed for clean emission and powerful output.

* The images shown here are for promotional purposes.* The image may differ from the actual model on sale.

* The machine in the picture is equipped with optional parts.* Be sure to wear the seat-belt when operating the excavator.

* Ground the bucket when leaving the operator's seat.* Work in accordance with the relevant laws when operating the excavator.

Ease of operation with a well appointed operator's station

● Spacious leg room



● A roomy cab makes it ideal for long working hours

● Easy to recognize and use levers and switches placed to the right side



Drink holder

Retractable seatbelt

ECO mode switch

Auto deceleration switch

Dial type accelerator knob

Wrist control lever

● Hood handle



Easy to grip and open.

● External power outlet (12V)



Can also be used to charge cell phones.

● Reclining Seat

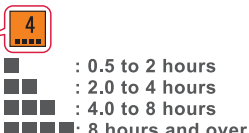


Comes equipped with a operator's manual case at the back of the seat.

● The large LCD display includes an LED backlight, that makes it enable for the operator to easily check information in the low light conditions.

Easy to find out essential information related to operational status and errors, by an easy to read monitor, LED indicator lamps and buzzer.

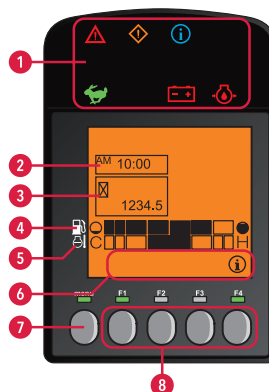
LCD monitor sample screen



1 months operation time is displayed*
*Displays up to 3 months



Daily operation hours separated by AM/PM*



- 1 LED lamp blinks when displaying warning and information.
 - 2 Clock
 - 3 Hour meter
 - 4 Fuel gauge
 - 5 Water temperature meter
 - 6 F1-F4 lights
 - 7 Switch to select menus/main menu
 - 8 F1-F4 perform the operation displayed in guidance
- ▲ Warning lamp
 - ◇ Caution lamp
 - ⓘ Information lamp
 - 🚗 High speed travel lamp
 - 🔋 Battery charge lamp
 - 🔥 Engine oil pressure lamp

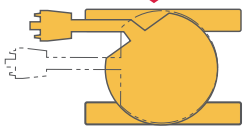
Safe, easy and reliable operation



● True Zero Tail Swing

Works efficiently and can be operated without worrying about the tail swing. The excavator body stays within the machine width. This helps reduce the operator's efforts and work time.

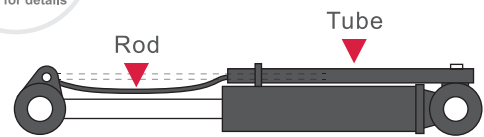

Excellent turning ability in the front



The body doesn't stick out

● Spring steel cylinder rod guards

The cylinder rod is protected by the spring steel structure. Scratches caused by debris or collision are greatly reduced thanks to the spring steel's ability to absorb impact. Additionally, they are highly durable and unlikely to bend, giving the operator a sense of safety. Metal sheeting shields the cylinder tubes providing full protection to cylinders, regardless of whether they are extended or retracted.




● The cabin complies with ROPS^{*1}/FOPS^{*2} standards

● External engine shut-off switch



● Durable steel hood

● Built-in boom light




* The images shown here are for promotional purposes.* The image may differ from the actual model on sale.
 * The machine in the picture is equipped with optional parts.* Be sure to wear the seat-belt when operating the excavator.
 * Ground the bucket when leaving the operator's seat.* Work in accordance with the relevant laws when operating the excavator.
^{*1} ROPS: Roll-Over Protective Structure(A structure to protect the operator wearing a seat belt, in case the machine rolls over)
^{*2} FOPS: Falling Object Protective Structures.

Easy maintenance



● Open around the operator's seat

The maintenance of the engine, wiring, and hydraulic parts is easy as the cover in front of the operator's seat can be fully opened.



● Open the panel on the upper right side with one touch

Easy access to the fuel tank and hydraulic fluid tank.



● One-touch action to open both the rear hood and the right side hood.

You can easily access the engine, radiator, and battery as the panels can be opened without tools. The coolant spray-type radiator adds to the long operation life of the machine.



● Toolbox



There are many additional options that can be added to meet your requirements.

● The canopy spec



Four pillar canopy complying with ROPS/FOPS standards

● Pattern change valve (2 way)




● Increased weight



● Hydraulic quick coupler makes changing attachments quick and easy.

● Double lock type (Limited areas)



Engaging hook

Fixed hook



● Unattach bucket



Place the bucket on the ground.

Pull out the safety lock pin.

Turn the switch to Remove.

Raise the arm to detach.

● Attach bucket



Hang the fixed hook.

Level the bucket.

Turn the switch to Attach.

Insert the safety lock pin and fasten.

YANMAR double lock quick coupler is in conformity to(with) the following standards.

- ISO 13031
- AS4772



* The images shown here are for promotional purposes.* The image may differ from the actual model on sale.


* The machine in the picture is equipped with optional parts.* Ground the bucket when leaving the operator's seat.

* Merchandise and features may differ depending on the region.



Providing services that keep you on track. SMARTASSIST Remote

* Separate application required (free)



● Efficient use of machinery thanks to remote monitoring

Our construction equipment is equipped with GPS and communication terminals, allowing you to manage location information via the communication system. The system also lets YANMAR remotely monitor your machine, allowing us to keep on top of maintenance intervals, quickly identify machine trouble, and provide appropriate services and support at all times.



● Providing peace of mind, supporting your business

Thrift prevention tool

The theft prevention feature emails you if the machine moves out of a pre-determined area.

Error notification service

Quickly identify location of error in the event of machine trouble.

Maintenance management tool

Manage inspection/maintenance information.

Operational status management tool

Visualize operational status of machine.

Work schedule creation tool

Record work data and improve efficiency.

* The contents displayed on the screen may differ.

The Unsung Heroes Who Build Our Towns And Cities

You build the infrastructure and the foundations in our towns and cities.

Transforming the places where we stand today, into dreams of tomorrow.

You are the unsung hero.

The YANMAR mission is to provide machines and services that allow you to reach your full potential.

Built tough and with comfort in mind,

YANMAR construction equipment will help you get the job done with ease, regardless of the worksite.

When we make machines, we are dedicated to enabling you to perform at your best all of the time.

One example of this is our innovative True Zero Tail Swing Excavators that set the standard for safety and reliability, enabling operators to perform at their best in tight quarters.

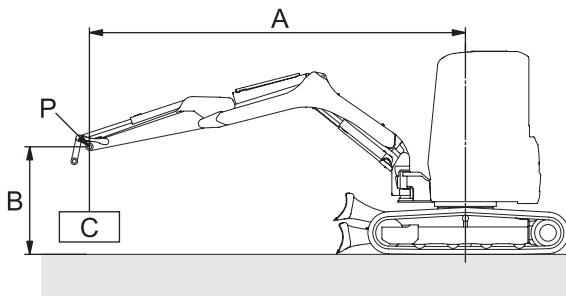
YANMAR also manufactured the first compact diesel engines
and today we continue to make diesel engines ranging from 4 to 4,800 kW.

Equipped with advanced engines and hydraulic systems, our construction equipment delivers better fuel economy, increased productivity and enhanced operation.



YANMAR is the driving force behind the unsung hero.

BEST PERFORMANCE BY YOUR SIDE

ViO50-6B Lifting Capacity











With:
 Canopy Type
 Rubber Crawler
 Without:
 Quick coupler and Bucket

A: Reach from swing center line [m<in.>]
 B: Load point height [m<in.>]
 C: Lifting load [kg<lbs.>]
 P: Load point
 : Rating over front
 : Rating over side or 180 degrees









Blade on ground

Unit : kg (lbs.)

A [m<in.>]	Max.		4.0<157.5>		3.0<118.1>		2.0<78.7>	
B [m<in.>]								
4.0<157.5>	1090 <*2403>	820 <1807>	-	-	-	-	-	-
3.0<118.1>	1070 <*2358>	610 <1344>	1050 <*2314>	740 <1631>	-	-	-	-
2.0<78.7>	1100 <*2425>	530 <1168>	1200 <*2645>	720 <1587>	1500 <*3306>	1100 <2425>	-	-
1.0<39.4>	1150 <*2535>	510 <1124>	1380 <*3042>	690 <1521>	1980 <*4365>	1020 <2248>	-	-
0<0>	1170 <*2579>	510 <1124>	1490 <*3284>	630 <1388>	2080 <*4585>	920 <2028>	2930 <*6459>	1560 <3439>
-1.0<-39.4>	1210 <*2667>	600 <1322>	1320 <*2910>	620 <1366>	1920 <*4232>	900 <1984>	2900 <*6393>	1640 <3615>
-2.0<-78.7>	1150 <*2535>	890 <1962>	-	-	1340 <*2954>	970 <2138>	-	-

Blade above ground

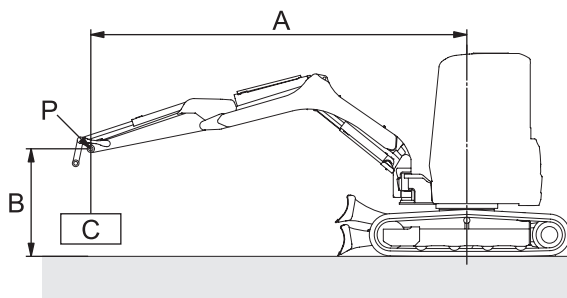
Unit : kg (lbs.)

A [m<in.>]	Max.		4.0<157.5>		3.0<118.1>		2.0<78.7>	
B [m<in.>]								
4.0<157.5>	1040 <*2292>	800 <1763>	-	-	-	-	-	-
3.0<118.1>	700 <1543>	600 <1322>	830 <1829>	720 <1587>	-	-	-	-
2.0<78.7>	590 <1300>	520 <1146>	780 <1719>	720 <1587>	1430 <*3152>	1100 <2425>	-	-
1.0<39.4>	570 <1256>	510 <1124>	760 <1675>	680 <1499>	1150 <2535>	1000 <2204>	-	-
0<0>	590 <1300>	500 <1102>	720 <1587>	620 <1366>	1070 <2358>	920 <2028>	1890 <4166>	1520 <3351>
-1.0<-39.4>	690 <1521>	600 <1322>	720 <1587>	610 <1344>	1090 <2403>	900 <1984>	1990 <4387>	1620 <3571>
-2.0<-78.7>	1180 <*2610>	880 <1940>	-	-	1120 <2469>	960 <2116>	-	-

Note :

The lifting load with the asterisk (<*>) mark is limited by hydraulic lifting capacity rather than tipping. The lifting capacity shown in the above list is based on the ISO Standard No. 10567 and represents either 87 % of hydraulic lifting capacity or 75 % of tipping load, which is smaller.

ViO55-6B Lifting Capacity



With:

Canopy Type
Rubber Crawler

Without:

Quick coupler and Bucket

A: Reach from swing center line [m<in.>]

B: Load point height [m<in.>]

C: Lifting load [kg<lbs.>]

P: Load point

: Rating over front

: Rating over side or 180 degrees

Blade on ground

Unit : kg (lbs.)

A [m<in.>]	Max.		4.0<157.5>		3.0<118.1>		2.0<78.7>	
B [m<in.>]								
4.0<157.5>	1140 < *2513 >	890 < 1962 >	1100 < *2425 >	1090 < *2403 >	-	-	-	-
3.0<118.1>	1140 < *2513 >	680 < 1499 >	1170 < *2579 >	1110 < *2447 >	-	-	-	-
2.0<78.7>	1160 < *2557 >	600 < 1322 >	1350 < *2976 >	920 < 2028 >	1780 < *3924 >	1700 < *3747 >	-	-
1.0<39.4>	1200 < *2645 >	580 < 1278 >	1560 < *3439 >	860 < 1895 >	2270 < *5004 >	1250 < 2755 >	-	-
0<0>	1230 < *2711 >	590 < 1300 >	1670 < *3681 >	800 < 1763 >	2420 < *5335 >	1240 < 2733 >	3160 < *6966 >	1980 < 4365 >
-1.0<-39.4>	1260 < *2777 >	670 < 1477 >	1600 < *3527 >	810 < 1785 >	2310 < *5092 >	1160 < 2557 >	3260 < *7187 >	2050 < 4519 >
-2.0<-78.7>	1190 < *2623 >	940 < 2072 >	-	-	1770 < *3902 >	1190 < 2623 >	-	-

Blade above ground

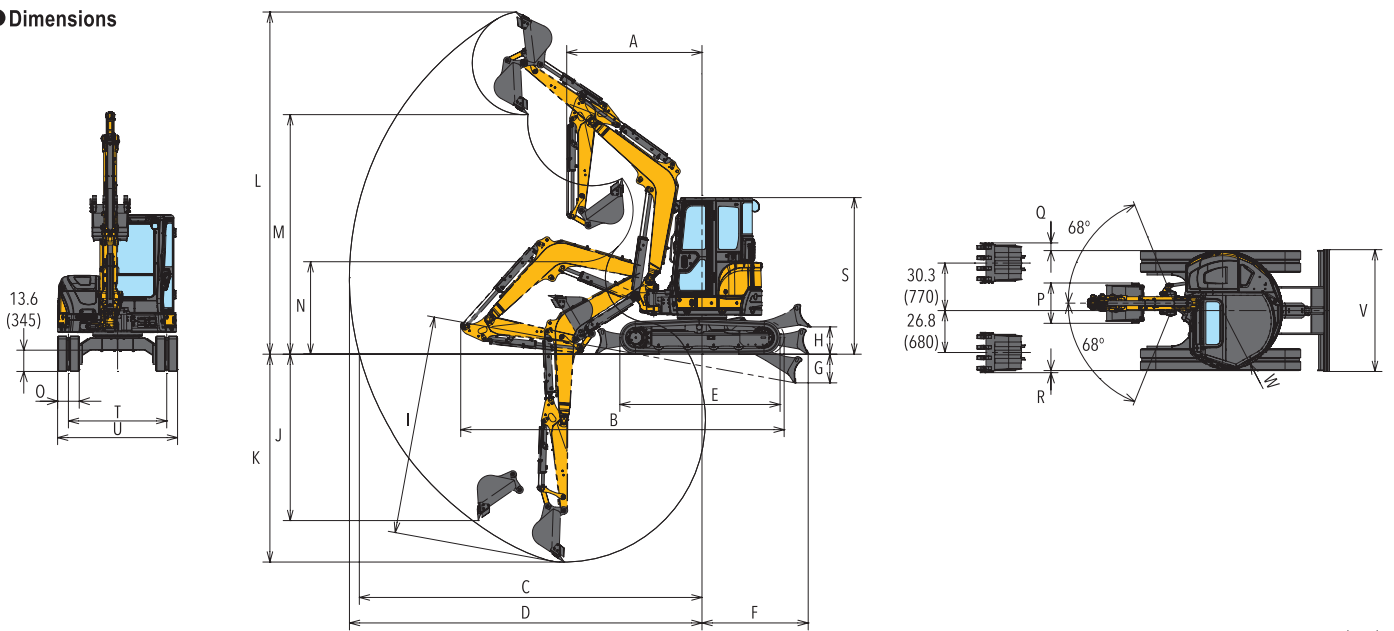
Unit : kg (lbs.)

A [m<in.>]	Max.		4.0<157.5>		3.0<118.1>		2.0<78.7>	
B [m<in.>]								
4.0<157.5>	1100 < *2425 >	860 < 1895 >	1070 < *2358 >	1090 < *2403 >	-	-	-	-
3.0<118.1>	700 < 1543 >	690 < 1521 >	1130 < *2491 >	1120 < *2469 >	-	-	-	-
2.0<78.7>	660 < 1455 >	590 < 1300 >	1000 < 2204 >	890 < 1962 >	1720 < *3791 >	1640 < *3615 >	-	-
1.0<39.4>	630 < 1388 >	560 < 1234 >	950 < 2094 >	850 < 1873 >	1420 < 3130 >	1250 < 2755 >	-	-
0<0>	670 < 1477 >	590 < 1300 >	890 < 1962 >	790 < 1741 >	1350 < 2976 >	1170 < 2579 >	2160 < 4761 >	1890 < 4166 >
-1.0<-39.4>	730 < 1609 >	660 < 1455 >	880 < 1940 >	810 < 1785 >	1320 < 2910 >	1180 < 2601 >	2230 < 4916 >	2030 < 4475 >
-2.0<-78.7>	1000 < 2204 >	940 < 2072 >	-	-	1330 < 2932 >	1190 < 2623 >	-	-

Note :

The lifting load with the asterisk (< * >) mark is limited by hydraulic lifting capacity rather than tipping. The lifting capacity shown in the above list is based on the ISO Standard No. 10567 and represents either 87 % of hydraulic lifting capacity or 75 % of tipping load, which is smaller.

● Dimensions




Unit : mm (ft-in)

			A	B	C	D	E	F	G	H	I	J	K	L	M	N	O	P	Q	R	S	T	U	V	W
ViO50-6B	Canopy spec/ Cabin spec	Quick coupler	2380 (7'8") Swing 2120 (7'0")	5320 (17'5")	5740 (18'8")	5890 (19'3")	2590 (8'5")	1890 (6'2")	540 (1'8")	500 (1'6")	3740 (12'3")	2380 (7'8")	3550 (11'6")	5700 (18'7")	3680 (12'1")	1340 (4'4")	350 (1'1")	650 (2'1")	125 (0'4")	35 (0'1")	2540 (8'3")	1590 (5'2")	1940 (6'4")	1970 (6'5")	970 (3'2")
		without Quick coupler	2190 (7'2") Swing 1950 (6'4")	5230 (17'2")	5540 (18'2")	5700 (18'7")		1720 (5'6")	465 (1'5")	445 (1'5")	3540 (11'6")	2690 (8'8")	3360 (11'0")	5530 (18'1")	3870 (12'7")	1500 (4'9")									
ViO55-6B	Canopy spec/ Cabin spec	Quick coupler	2370 (7'8") Swing 2110 (6'9")	5580 (18'3")	6140 (20'1")	6290 (20'6")	2590 (8'5")	1890 (6'2")	540 (1'8")	500 (1'6")	4120 (13'5")	2560 (8'4")	3900 (12'8")	6060 (19'9")	4050 (13'3")	1410 (4'6")	400 (1'3")	700 (2'3")	125 (0'4")	35 (0'1")	2540 (8'3")	1590 (5'2")	1990 (6'5")	1970 (6'5")	995 (3'3")
		without Quick coupler	2180 (7'2") Swing 1940 (6'4")	5510 (18'1")	5950 (19'5")	6100 (20'0")		1720 (5'6")	465 (1'5")	445 (1'5")	3920 (12'9")	2930 (9'6")	3710 (12'2")	5900 (19'4")	4240 (13'9")	1570 (5'2")									

Specifications

Model	ViO50-6B				ViO55-6B						
	Canopy		Cabin		Canopy		Cabin				
Spec	Quick coupler		without Quick coupler		Quick coupler		without Quick coupler				
Type	Quick coupler		without Quick coupler		Quick coupler		without Quick coupler				
Operating Weight	Rubber track	kg (lbs)		4705 (10373)	4605 (10152)	4875 (10748)	4775 (10527)	5355 (11806)	5255 (11585)	5535 (12203)	5435 (11982)
	Steel track	kg (lbs)		4835 (10659)	4735 (10439)	5005 (11034)	4905 (10814)	5385 (11872)	5285 (11651)	5565 (12269)	5465 (12048)
Engine	Type	Vertical 4 cylinder, water-cooled direct injection diesel				Turbo charged vertical 4 cylinder, water-cooled direct injection diesel					
	Model	4TNV88-ZPBV				4TNV84T-ZMBV					
	Rated Output	kW (hp) / rpm		28.1 (37.7) / 2200 [Gross]		33.4 (48.4) / 2200 [Gross]					
Performance	Bucket capacity, standard (ISO heaped)	cu.m (cu.ft)		0.14 (4.94)		0.16 (5.65)					
	Bucket width, standard (ISO heaped)	mm (ft-in)		650 (2'1")		700 (2'2")					
	Max Digging Force, Bucket	kN (lbf)		28.9 (6497)	36.5 (8206)	28.9 (6497)	36.5 (8206)	33.2 (7464)	41.9 (9419)	33.2 (7464)	41.9 (9419)
	Traveling Speed, High / Low	Rubber track	km/h (MPH)		4.6 (2.9) / 2.4 (1.5)		4.2 (2.6) / 2.2 (1.4)				
		Steel track	km/h (MPH)		4.3 (2.7) / 2.1 (1.3)		3.9 (2.4) / 2.0 (1.2)				
	Swing Speed	rpm		10		10					
Boom Swing Angle, (L / R)	degrees		68 / 68		68 / 68						
Ground Contact Pressure	Rubber track	kPa (PSI)		29.3 (4.25)	28.7 (4.16)	30.4 (4.41)	29.8 (4.32)	29.2 (4.24)	28.6 (4.15)	30.2 (4.38)	29.6 (4.29)
	Steel track	kPa (PSI)		30.5 (4.42)	29.9 (4.34)	31.6 (4.58)	31.0 (4.50)	29.7 (4.31)	29.2 (4.24)	30.7 (4.45)	30.2 (4.38)
Hydraulic System	Pump Capacity	L / min (GPM)		42.5 (11.2) x 2 [Variable displacement pump] 37.0 (9.8) x 1, 10.8 (2.9) x 1 [Gear pump]		45.8 (12.1) x 2 [Variable displacement pump] 37.0 (9.8) x 1, 10.8 (2.9) x 1 [Gear pump]					
	Main Relief Set Pressure	MPa (PSI)		24.5 (3553) x 2 21.6 (3133) x 1 3.9 (566) x 1		24.5 (3553) x 2 24.5 (3553) x 1 3.9 (566) x 1					
Fuel tank capacity	L (Gals)		66 (17.4)		66 (17.4)						

Hydraulic P.T.O.

Model	ViO50-6B				ViO55-6B			
	Output	MPa (PSI)	L / min (GPM)		MPa (PSI)	L / min (GPM)		
			2200RPM	1200RPM		2200RPM	1200RPM	
Combined Flow, Double Actions 	24.5 (3553)	79.5 (21.0)	43.3 (11.4)	24.5 (3553)	82.8 (21.9)	45.1 (11.9)		

YANMAR CONSTRUCTION EQUIPMENT CO., LTD.

All data subject to change without notice.

Promotion Group
Sales Planning Dept.
Marketing & Sales Dept.
1717-1, Oaza Kumano, Chikugo, Fukuoka 833-0055, Japan
TEL. +81-942-70-8992
FAX +81-942-53-6855
yanmar.com

Printed in Japan
031D0-G01130 1810©