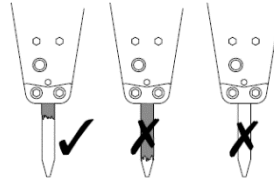


Operating Guide for Rock Breakers

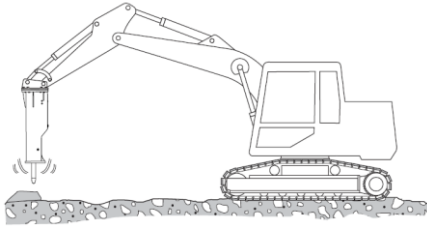
Installation

- Fittings/connections MUST be cleaned before attaching to the machine
- Return line must be fitted to an open return line that dumps the oil directly to the tank
- Flow ratings must not be exceeded

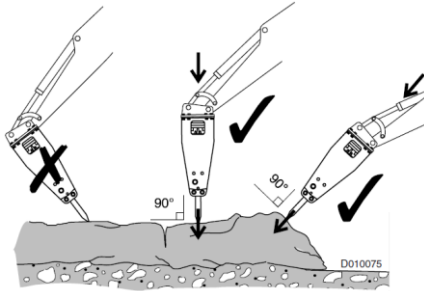


Operation


- A rock breaker needs to be greased hourly
- Always keep down pressure on the tool while operating. Do not make idle strokes (blank firing)



- Always apply pressure at right angles to the material – otherwise the unit will blank fire or snap the tool



- Never use the tool to pry or move the rock, the claws on the housing are designed for this. This can break the tool.



- Never operate for more than 15 seconds in one spot. This will overheat the tool. Move the breaker and try another spot.

